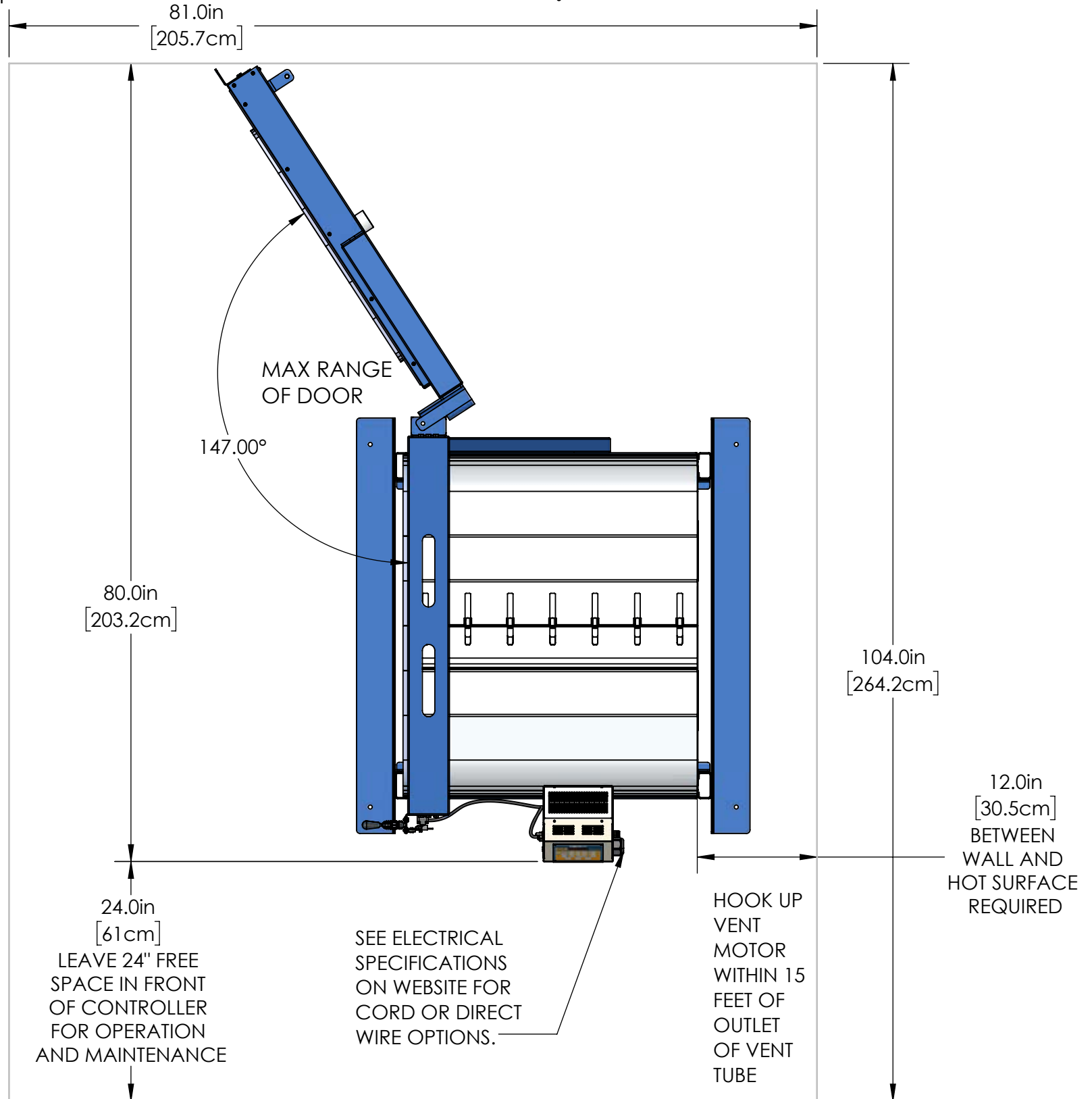


1. **WALL/KILN SPACING:** 12" [30.5cm] SPACING BETWEEN SIDES OF KILN AND WALLS OR OTHER OBJECTS. 18" [45.7cm] IS RECOMMENDED. LEAVE AT LEAST 18" [45.7cm] BETWEEN TWO KILNS.
2. **AMBIENT VENTILATION:** SEE CHART TO RIGHT FOR RATINGS. TO CALCULATE REQUIREMENTS, SEE hotkilns.com/calculate-kiln-room-ventilation.
3. **KILN VENTILATION:** L&L VENT-SURE KILN VENT RECOMMENDED FOR SAFETY AND LONGER ELEMENT LIFE. OPTIONAL CONTROL ALLOWS VENT TO BE TURNED ON AND OFF WITH CONTROL.
4. **OTHER INFO:** REFER TO INSTALLATION INSTRUCTIONS AND CAUTIONS INSTRUCTIONS FOR OTHER REQUIREMENTS AND SAFETY INFORMATION. REFER TO WIRING DIAGRAM FOR ELECTRICAL HOOKUP INFORMATION.
5. **MAX LOAD WEIGHT:** SEE hotkilns.com/load-weight.
6. **WEIGHT OF KILN:** 780 LBS, [354 KG]
7. **WEIGHT OF KILN WITHOUT DOOR:** 605 LBS [274 KG]
8. **WEIGHT OF DOOR:** 175 LBS [79 KG]

BTUS/ KILOJOULES PER HOUR NEEDED TO BE VENTED WITH AMBIENT ROOM VENTILATION (THIS IS IN ADDITION TO KILN VENTING):			
AT TEMP F	BTUS	AT TEMP C	KILOJOULES
1800F	17769	980C	18747
2000F	20775	1095C	21918
2232F	24533	1222C	25884
2350F	26556	1285C	28018



CLEARANCES, LAYOUT & INSTALLATION

THE INFORMATION CONTAINED IN THIS DRAWING IS THE SOLE PROPERTY OF L&L KILN MFG INC. ANY REPRODUCTION IN PART OR AS A WHOLE WITHOUT THE WRITTEN PERMISSION OF L&L KILN MFG INC. IS PROHIBITED.

DRAWN BY: DSL
 DATE: 04/15/20
 SCALE: 1:13
 TITLE: eFL2635 (3" BRICK) GENERAL DIMENSIONS

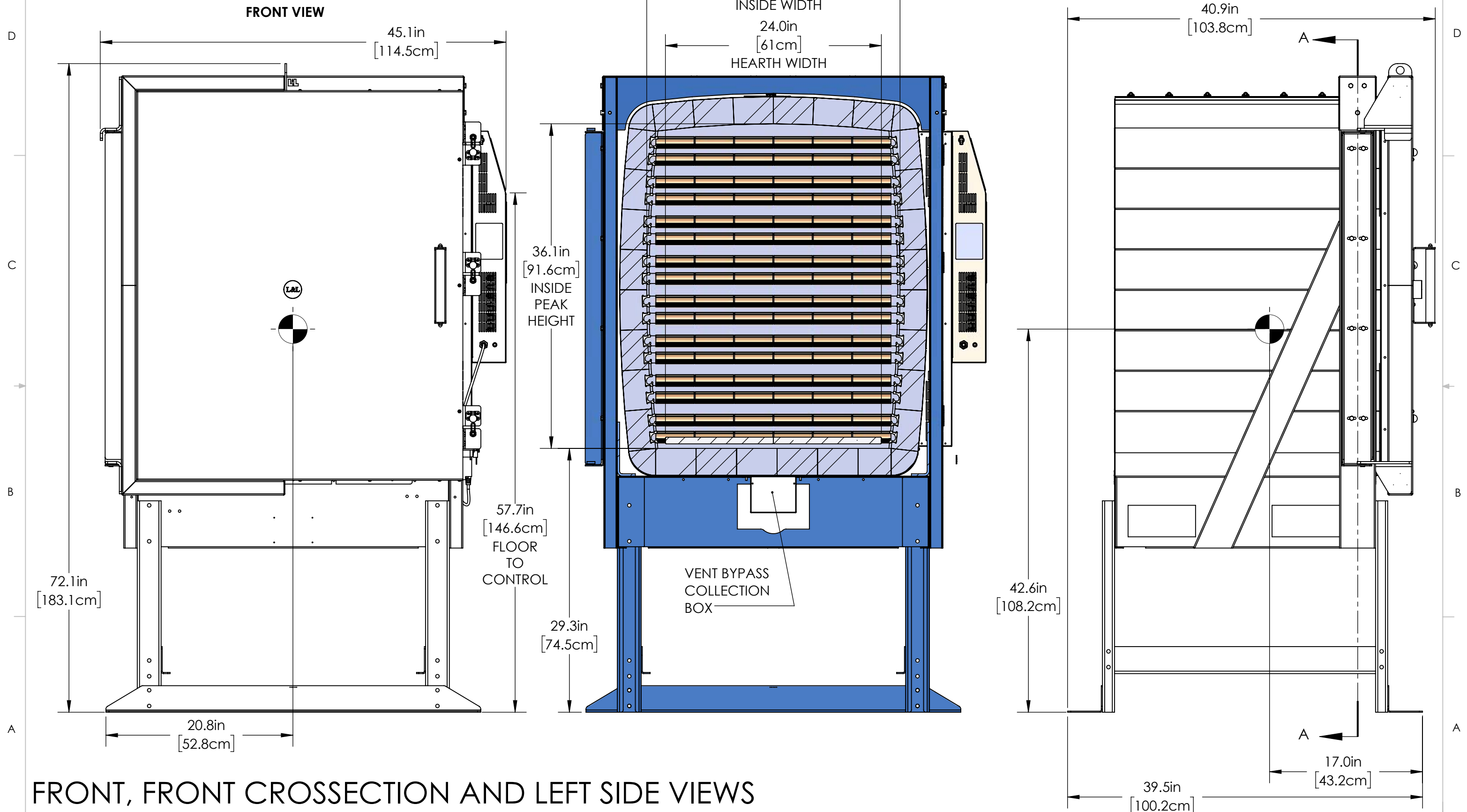
eFL2635 (3" BRICK) GENERAL DIMENSIONS



505 SHARPTOWN RD
 SWEDESBORO NJ 08085
 PH: (856) 294-0077
 FAX: (856) 294-0070

REV: C
 SHEET OF: 1/4
 DRAWING NO.: 200-000-85

APPROXIMATE CENTER OF MASS IS SHOWN WITH ROUND CROSS SYMBOLS. KILN COULD TIP OVER IF CENTER OF MASS BECOMES VERTICAL ABOVE ONE EDGE OF KILN BASE. THIS COULD CAUSE SERIOUS INJURY.



FRONT, FRONT CROSSECTION AND LEFT SIDE VIEWS

THE INFORMATION CONTAINED IN THIS DRAWING IS THE SOLE PROPERTY OF L&L KILN MFG INC. ANY REPRODUCTION IN PART OR AS A WHOLE WITHOUT THE WRITTEN PERMISSION OF L&L KILN MFG INC. IS PROHIBITED.

DRAWN BY: DSL
 DATE: 04/15/20
 SCALE: 1:10
 TITLE:

eFL2635 (3" BRICK) GENERAL DIMENSIONS

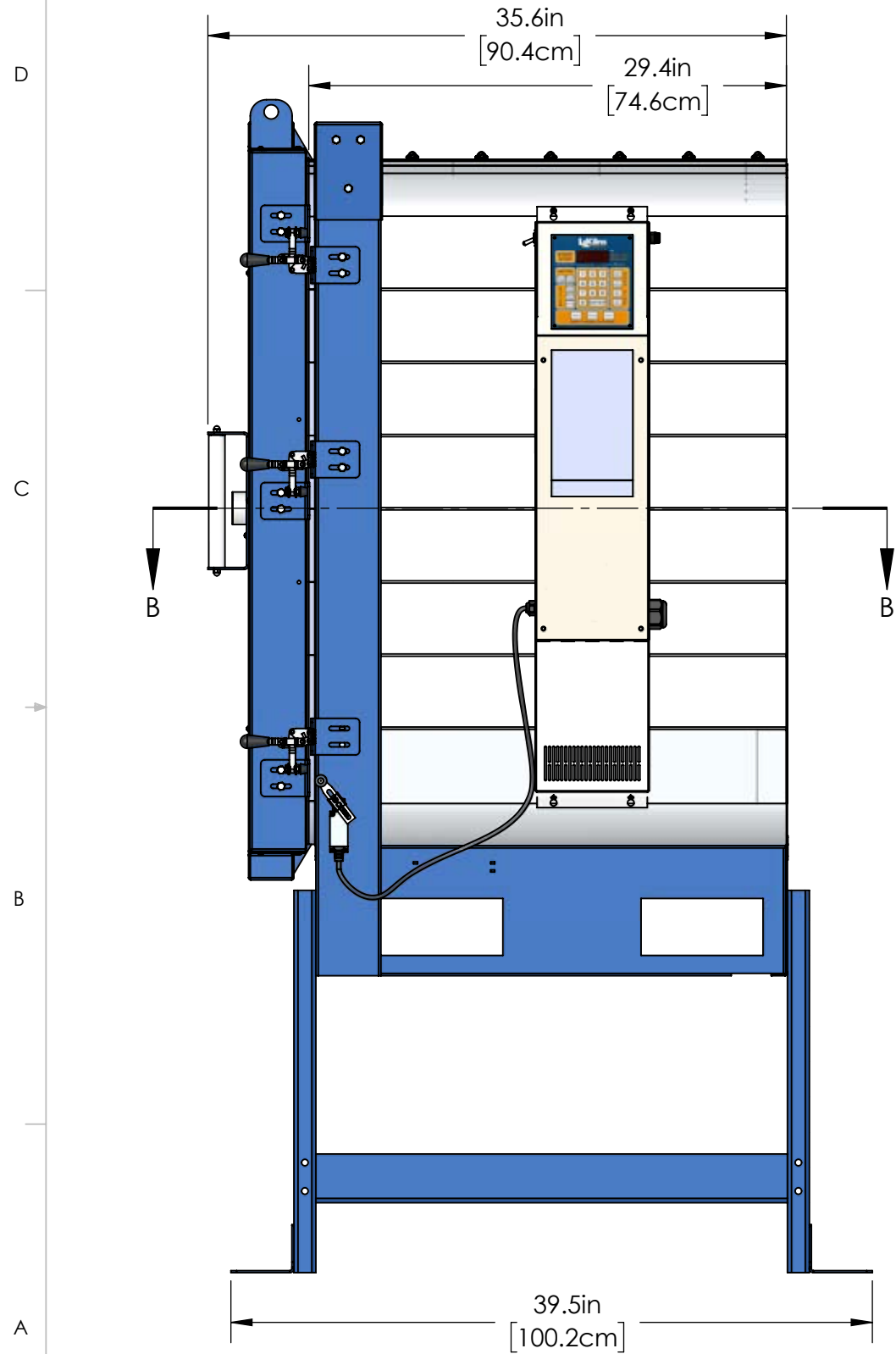
PH: (856) 294-0077
 FAX: (856) 294-0070
 REV: C
 SHEET OF: 2/4
 DRAWING NO.: 200-000-85



8 7 6 5 4 3 2 1

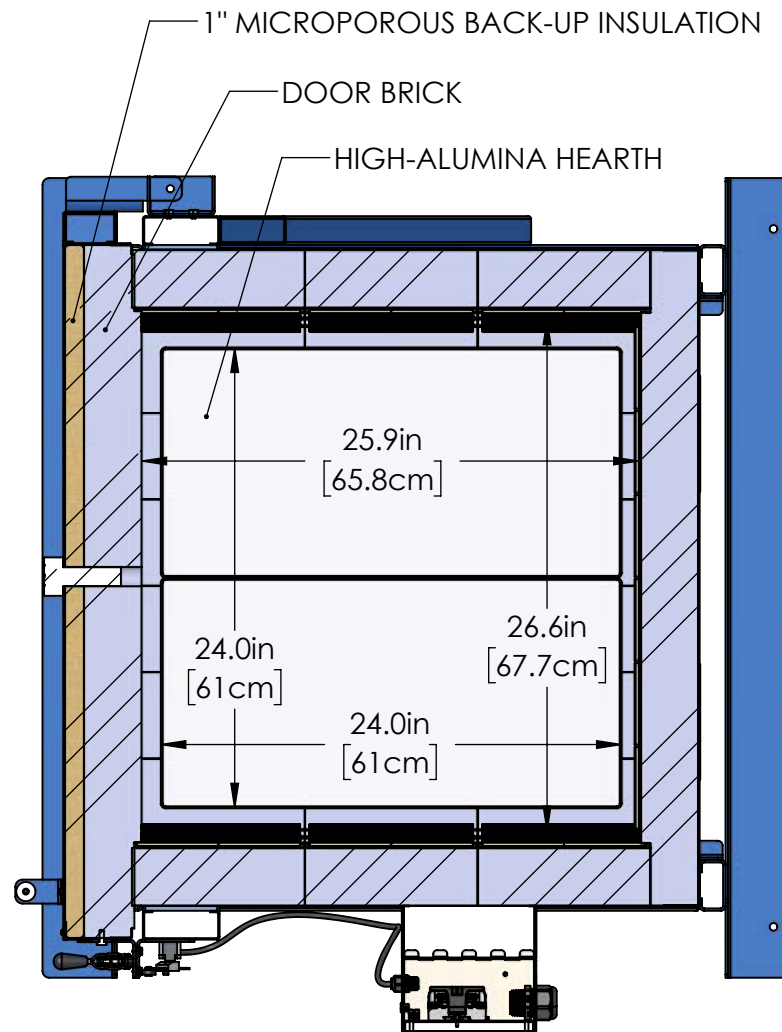
NOTE: CASTERS ARE NOT AN OPTION ON THE EFL2635

RIGHT SIDE VIEW

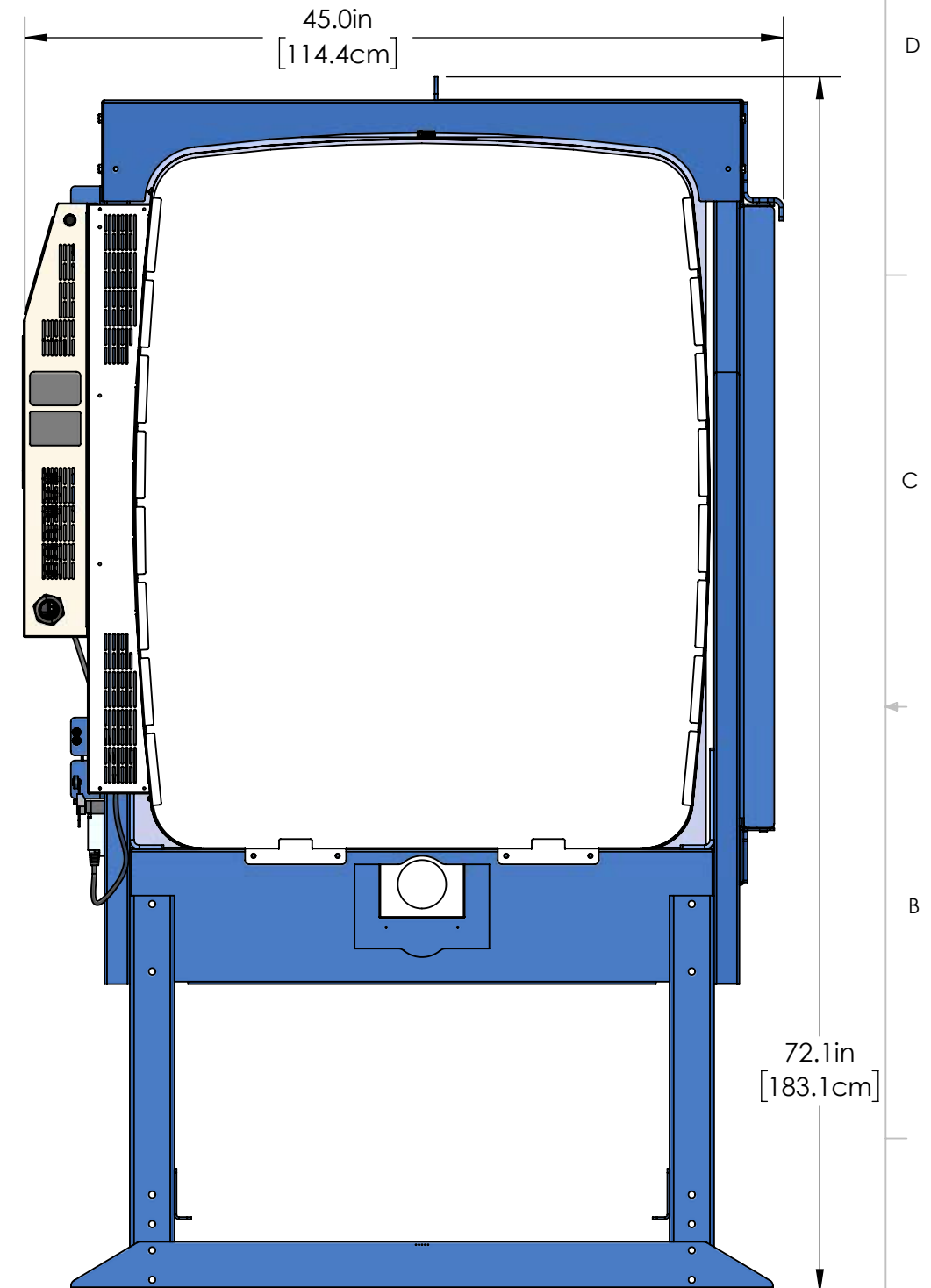


**SECTION B-B
TOP VIEW CUTAWAY**

ALL BRICK 3" THICK



BACK VIEW



RIGHT SIDE, TOP CROSSSECTION & BACK VIEWS

THE INFORMATION CONTAINED IN THIS DRAWING IS THE SOLE PROPERTY OF L&L KILN MFG INC. ANY REPRODUCTION IN PART OR AS A WHOLE WITHOUT THE WRITTEN PERMISSION OF L&L KILN MFG INC. IS PROHIBITED.

DRAWN BY: DSL
DATE: 04/15/20
SCALE: 1:10
TITLE: eFL2635 (3" BRICK) GENERAL DIMENSIONS

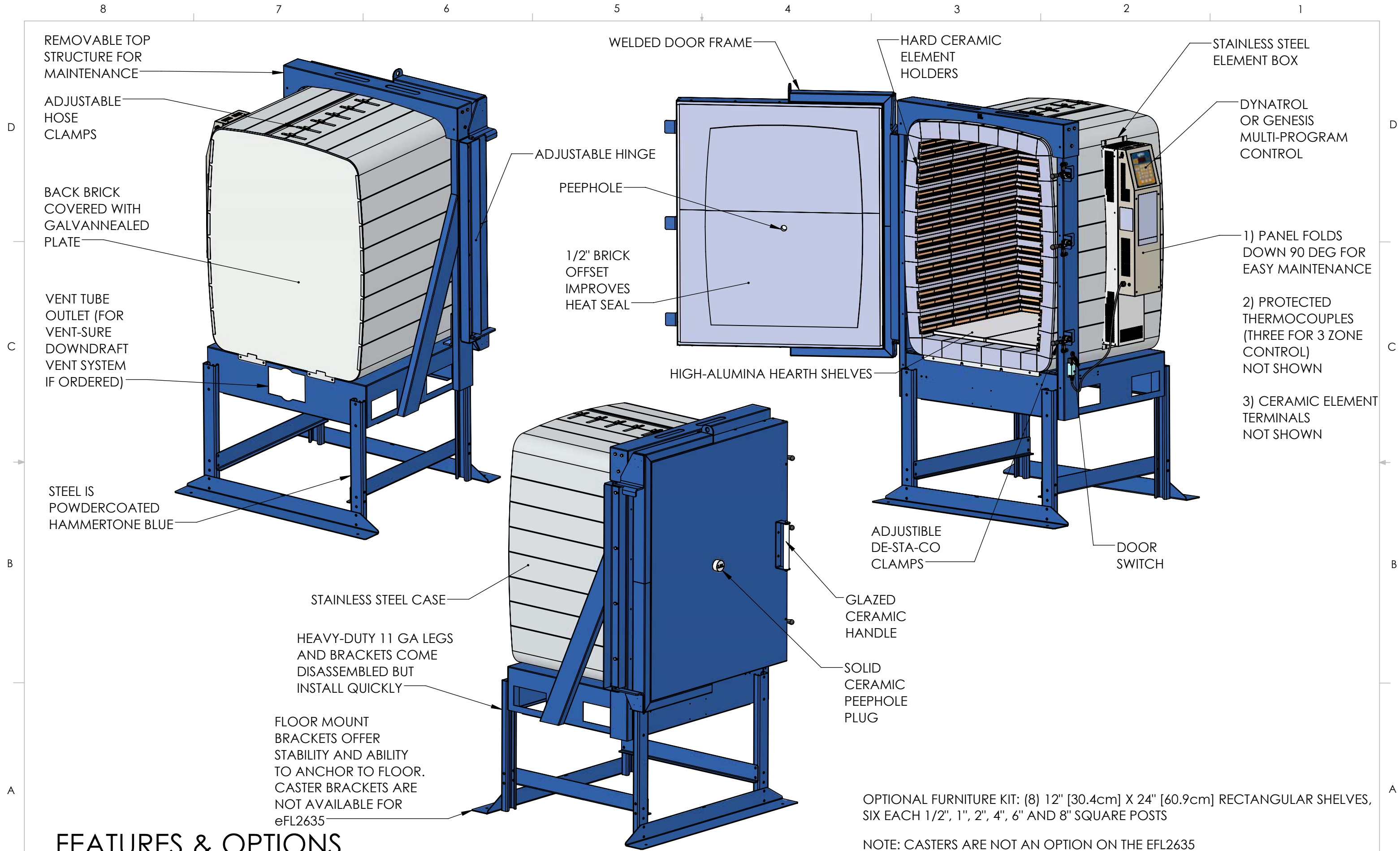
eFL2635 (3" BRICK) GENERAL DIMENSIONS



PH: (856) 294-0077
FAX: (856) 294-0070

REV: C
SHEET OF: 3/4
DRAWING NO.: 200-000-85

8 7 6 5 4 3 2 1



FEATURES & OPTIONS

THE INFORMATION CONTAINED IN THIS DRAWING IS THE SOLE PROPERTY OF L&L KILN MFG INC. ANY REPRODUCTION IN PART OR AS A WHOLE WITHOUT THE WRITTEN PERMISSION OF L&L KILN MFG INC. IS PROHIBITED.

DRAWN BY: DSL
 DATE: 04/15/20
 SCALE: 1:15
 TITLE: eFL2635 (3" BRICK) GENERAL DIMENSIONS

eFL2635 (3" BRICK) GENERAL DIMENSIONS



PH: (856) 294-0077
 FAX: (856) 294-0070

REV: C
 SHEET OF: 4/4
 DRAWING NO.: 200-000-85