


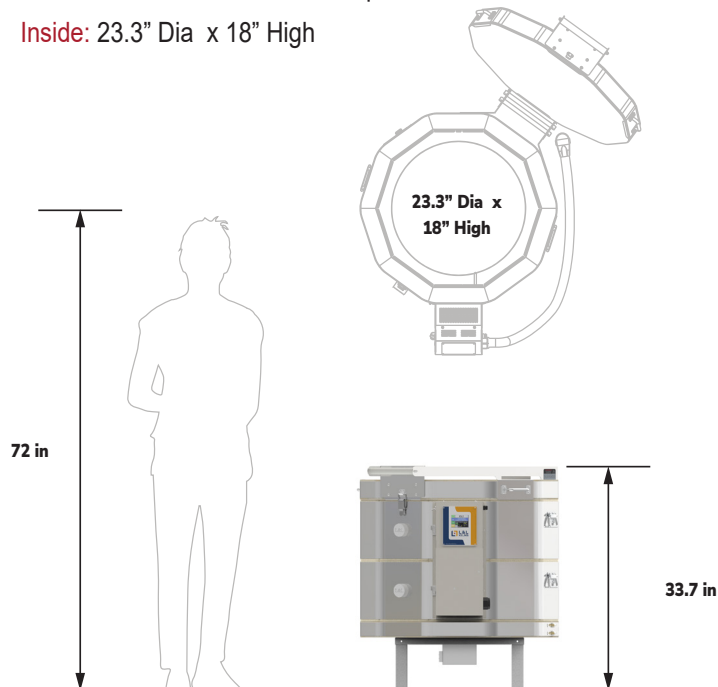
## e23S-JH

Temperature Rating: Cone 12

Volume: 4.7 Cubic Feet

Brick Thickness: 2.5" Brick, 3" Top K25

Inside: 23.3" Dia x 18" High



*JH kilns are designed specifically for high-temperature crystalline glaze firing. Extra power, Quad element design, Type S thermocouples, and balanced super high-temperature brick for fast heat-up and fast cooldown make these kilns unique.*

- **Genesis Touch Screen Control** • with Kiln Aid app
- **Dynamic Zone Control** • for even firing
- **Hard Ceramic Element Channels** • protect your elements and kiln
- **Cone 12** (2400°F • 1315°C)
- **Type S Thermocouples (2)** • with protection tubes
- **2.5" Sides/Bottom, 3" Top** • K25 Brick (super high-temp)
- **Top Loading** • spring assisted lid
- **Solid, Straight View Peephole Plugs**
- **Full-Support Stand** • rolling option available
- **Easy Access Control Panel**
- **Three-Year Limited Warranty**
- **Not Listed to UL499 Standards**
- **Quad Element System Comes Standard**
- **See [hotkilns.com/e23S-JH](http://hotkilns.com/e23S-JH) for all features and options**

### GENERAL DIMENSIONS



Scan OR Visit:  
hotkilns.com  
/e23S-JH-GD



**TRUST YOUR KILN**  
**hotkilns.com**

Manufactured in Swedesboro, NJ  
800-750-8350 • sales@hotkilns.com

Bulletin No: BL-e23S-JH REV: 0

Page 1



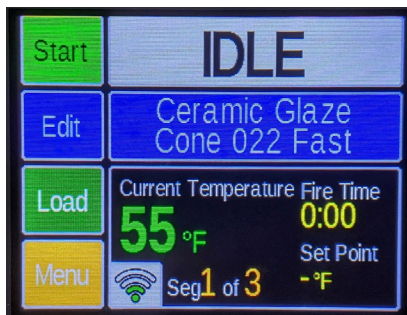
## Electrical Specifications

USA

Model Number	Part Number	Volt/Phase	Watts	Amps	Wire Size	Fuse Size	Power Connection	Number of Zones
e23S-JH-240	K-E-23SJ/31	240/1P	11,500	47.9	6 ga	60 amps	Cord with NEMA 6-50 Plug	2
e23S-JH-240-3P	K-E-23SJ/32	240/3P	11,500	41.5	6 ga	60 amps	Cord with NEMA 15-50 Plug	2
e23S-JH-208	K-E-23SJ/21	208/1P	9,984	48.0	6 ga	60 amps	Cord with NEMA 6-50 Plug	2
e23S-JH-208-3P	K-E-23SJ/22	208/3P	9,984	41.6	6 ga	60 amps	Cord with NEMA 15-50 Plug	2

WORLD

e23S-JH-220	K-A-23SJ/41	220/1P	10,500	47.7	6 ga	60 amps	Direct to Fused Disconnect	2
e23S-JH-380-3PY	K-A-23SJ/52	380/3PY	10,500	23.9	10 ga	30 amps	Direct to Fused Disconnect	2



**Control:** Full digital touchscreen Genesis control with easy-to-use interface, WiFi enabled app, and simple programs for firing ceramics.

**Cone Rating:** Cone 12.


**Wiring Diagrams:** See [hotkilns.com/wiring-diagrams](http://hotkilns.com/wiring-diagrams) for wiring diagrams.

**Power connection:** When supplied (see above) there is a six foot cord with a 50 amp NEMA 6-50 for single phase units or a 15-50 plug for 3 phase models. (No neutral is necessary). World voltage kilns do not include a

cord - they are direct wired. All kilns may be direct wired.

**Quad Elements:** All elements are of equal resistance value. There are four Quad elements.

**Other voltages** for any country in the world are available. Examples are 200V/3 Phase Delta, 415V/3 Phase Wye and 400V/3 Phase Wye. CE Listing available in some countries. See 380 Volt diagrams for electrical specifications for 400V/3 Phase Wye and 415V/3 Phase Wye.



### FURNITURE KIT FOR e23S-JH

**Part Number:** H-E-K23S/00

**Includes:** One 21" (53.3 cm) full and four half shelves, One post kit with 6 each 1/2", 1", 2", 4", 6", and 8" square posts, and one pair heat resistant gloves.